

**Basic features**

<b>Application</b>	Ethernet, CAT 6A
<b>Approval/Conformity</b>	CE cULus WEEE

**Electrical connection**

<b>Cable</b>	PUR Shielded Green, 1 m
<b>Cable diameter D</b>	6.20 mm ±0.20 mm
<b>Cable, note</b>	Ethernet, CAT 7 by IEC 60332-1
<b>Conductor cross-section</b>	26 AWG
<b>Connection 1</b>	M12x1-Male, straight, 8-pin, X-coded
<b>Connection 2</b>	RJ45-Male, straight, 8-pin
<b>Number of conductors</b>	8
<b>System</b>	Molded/Molded

**Electrical data**

<b>Conductor construction</b>	4x2 twisted-pair
<b>Conductor resistance</b>	≤ 145 Ohm/km at 20 °C
<b>Coupling resistance max.</b>	1Ω /m at 100 MHz
<b>Isolation resistance</b>	≥ 150 MOhm x km at 20 °C
<b>Operating capacitance</b>	nom. 46nF/km at 1kHz
<b>Operating voltage Ub</b>	60 VDC / 50 VAC
<b>Rated current (40 °C)</b>	0.5 A
<b>Surge impedance</b>	100 Ohm ±22 Ohm at 100 MHz
<b>Transfer rate</b>	10 Gbit/s

**Environmental conditions**

<b>Cable temperature, fixed routing</b>	-40...85 °C
<b>Cable temperature, flexible routing</b>	-10...60 °C
<b>IP rating</b>	IP67/IP20

**Material**

<b>Cable jacket material, note</b>	Shielded
<b>Cable jacket, material</b>	PUR
<b>Cable shield</b>	Aluminum foil and copper braid
<b>Material contact carrier</b>	PA/PVC
<b>Material contacts</b>	Brass/Brass
<b>Material cover nut</b>	Brass nickel-plated
<b>Material grip</b>	PUR/PVC

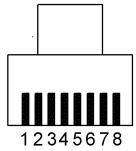
**Mechanical data**

<b>Cable jacket, color</b>	Green
<b>Cable length L</b>	1.00 m
<b>Tightening torque pigtail</b>	0.6 Nm/-

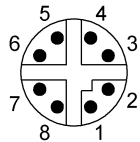
**Remarks**

Flame resistance acc. to IEC 60332-1  
 Halogen-free per IEC 60754  
 Enclosure rating per IEC 60529 or ISO 20653, only in screwed state with the associated mating piece.

**Connector Drawings**

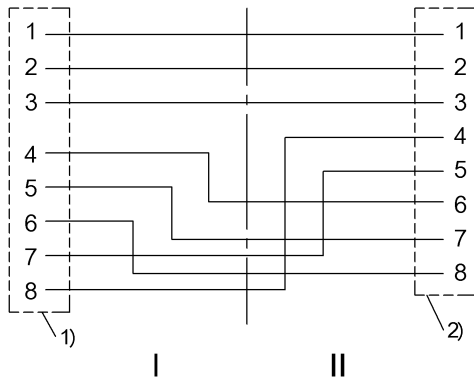


- II**
- PIN 1: white
  - PIN 2: orange
  - PIN 3: white
  - PIN 4: blue
  - PIN 5: white
  - PIN 6: green
  - PIN 7: white
  - PIN 8: brown



- I**
- PIN 1: white
  - PIN 2: orange
  - PIN 3: white
  - PIN 4: green
  - PIN 5: white
  - PIN 6: brown
  - PIN 7: white
  - PIN 8: blue

**Wiring Diagrams**



- 1) Shield on cover nut
- 2) Shield on housing